









INTRODUCTION TO WORKING WITH ARTIVIST PRACTICES FOR YOUTH WORKERS AND ARTISTS WISHING TO WORK WITH YOUNG PEOPLE

WORKSHOP OUTLINE

The following outline is not the only way to get an initiation into activist practices. Yet, it is a thread that includes some steps we found useful in our own process. Feel free to mix and match the activities presented in our handbook.

	Activity title	Method
30'	 Get to know each-other!	A series of interactive proposals to help people get to know each-other. <i>Read section: "let's get together".</i>
30'	 Safety rules and the ethics of activism	Establishing a safe space for collaborative learning and creating <i>Read section: Chapter 4 "Recommendations for new activists"</i>
2h	 ABECEDARIUM	Explore the subjects that matter for participants <i>Read activity "abecedarium" and the section "ideas bank" of chapter 3</i>
1h	 <i>A Lunch Break Together – a good moment to get to know each other a bit more</i>	
	 Learning from activist practices	Explore the activist practices collected in our activist archives with an invitation to engage with them in an interactive fashion <i>Read section: activist practices in Chapter 3</i>
3h	 Hands on activism!	Adapt any of our "initiation" activities. Select the art form most in line with the desires and messages of the group. <i>Read Chapter 2 and "Initiation" in Chapter 3</i>
20'	 Campaigns	Have a look at our films illustrating the activist campaigns we did in Budapest, Madrid, Nottingham and Paris. <i>Read Chapter 2 and "Campaign" in Chapter 3</i>



ARTIVISM
Artistic practices for social transformation
2016-1-FR02-KA205-011291

Co-funded by the
Erasmus+ Programme
of the European Union

