

TRAINING TO WORKING WITH ARTIVIST PRACTICES FOR YOUTH WORKERS AND ARTISTS WISHING TO WORK WITH YOUNG PEOPLE







WORKSHOP OUTLINE 30 HOURS

The following outline is not the only way to get an initiation into activist practices. Yet, it is a thread that includes some steps we found useful in our own process. Feel free to mix and match the activities presented in our handbook.



Day 1

GETTING STARTED

	Activity title	Method
2h30'	 Get to know each-other!	A series of interactive proposals to help people get to know each-other. <i>Read section: "let's get together".</i>
30'	 Safety rules and the ethics of activism	Establishing a safe space for collaborative learning and creating <i>Read section: Chapter 4 "Recommendations for new activists"</i>
1h	 <i>A Lunch Break Together – a good moment to get to know each other a bit more</i>	
3h	 ABECEDARIUM	Explore the subjects that matter for participants <i>Read activity "abecedarium" and the section "ideas bank" of chapter 3</i>
30'	 Evaluation of the day	Taking participants' impressions, feelings, and appreciations of the joint work. Validating the learning outcomes.



ARTIVISM
Artistic practices for social transformation
2016-1-FR02-KA205-011291

Co-funded by the Erasmus+ Programme of the European Union








TRAINING TO WORKING WITH ARTIVIST PRACTICES FOR YOUTH WORKERS AND ARTISTS WISHING TO WORK WITH YOUNG PEOPLE



Day 2

INITIATION TO ARTIVIST PRACTICES

	Activity title	Method
3h	 Learning from activist practices	Explore the activist practices collected in our activist archives with an invitation to engage with them in an interactive fashion <i>Read section: activist practices in Chapter 3</i>
1h	 <i>A Lunch Break Together – a good moment to get to know each other a bit more</i>	
3h	 Initiation to theatre and movement	The revolution starts with our own body! Explore through drama activities how the body and movement can create meaning, make statements. <i>See theatre workshops in Paris / Budapest on artivism.online</i>
30'	 Evaluation of the day	Taking participants' impressions, feelings, and appreciations of the joint work. Validating the learning outcomes.



ARTIVISM
Artistic practices for social transformation
2016-1-FR02-KA205-011291

Co-funded by the
Erasmus+ Programme
of the European Union







TRAINING TO WORKING WITH ARTIVIST PRACTICES FOR YOUTH WORKERS AND ARTISTS WISHING TO WORK WITH YOUNG PEOPLE




Day 3

USE OF IMAGES AND TEXT

	Activity title	Method
3h	 Photography	Decoding the meaning of images, learn about the use of light and composition. <i>Read section: photography in Chapter 3</i>
1h	 <i>A Lunch Break Together – a good moment to get to know each other a bit more</i>	
3h	TÝPO GRAPHY Initiation to the form of text	The form of words and sentences can strengthen the meaning of the messages. In this session we learn how the form can reflect the emotions that go with the meaning.
30'	 Evaluation of the day	Taking participants' impressions, feelings, and appreciations of the joint work. Validating the learning outcomes.



TRAINING TO WORKING WITH ARTIVIST PRACTICES FOR YOUTH WORKERS AND ARTISTS WISHING TO WORK WITH YOUNG PEOPLE



Day 4

FUNZINE / PRINTS / POSTCARDS

Activity title	Method
	<p>Get to know each-other!</p> <p>A series of interactive proposals to help people get to know each-other. <i>Read section: "let's get together".</i></p>
	<p>Safety rules and the ethics of activism</p> <p>Establishing a safe space for collaborative learning and creating <i>Read section: Chapter 4 "Recommendations for new artists"</i></p>
	<p><i>A Lunch Break Together – a good moment to get to know each other a bit more</i></p>
	<p>ABECEDARIUM</p> <p>Explore the subjects that matter for participants <i>Read activity "abecedarium" and the section "ideas bank" of chapter 3</i></p>



ARTIVISM
Artistic practices for social transformation
2016-1-FR02-KA205-011291

Co-funded by the Erasmus+ Programme of the European Union







TRAINING TO WORKING WITH ARTIVIST PRACTICES FOR YOUTH WORKERS AND ARTISTS WISHING TO WORK WITH YOUNG PEOPLE



Day 5

SHARING AND SPREADING

Activity title	Method
3h	
Setting up an exhibition	Putting on display the postcards, funzines, posters created on the previous days
1h	
Let's eat!	<i>A Lunch Break Together – a good moment to get to know each other a bit more</i>
3h	
Presentations / vernissage	Opening of the exhibition, presentation of performances, reading of texts.
1h	
Evaluation of the training	Taking participants' impressions, feelings, and appreciations of the joint work. Validating the learning outcomes. <i>(depending on the timing of the campaign this may need to be done on a later occasion)</i>



ARTIVISM
Artistic practices for social transformation
2016-1-FR02-KA205-011291

Co-funded by the
Erasmus+ Programme
of the European Union

